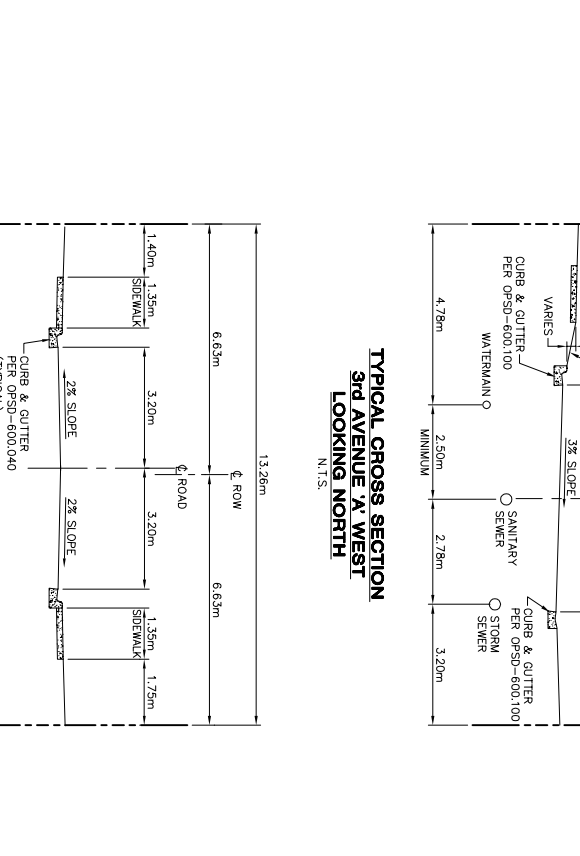
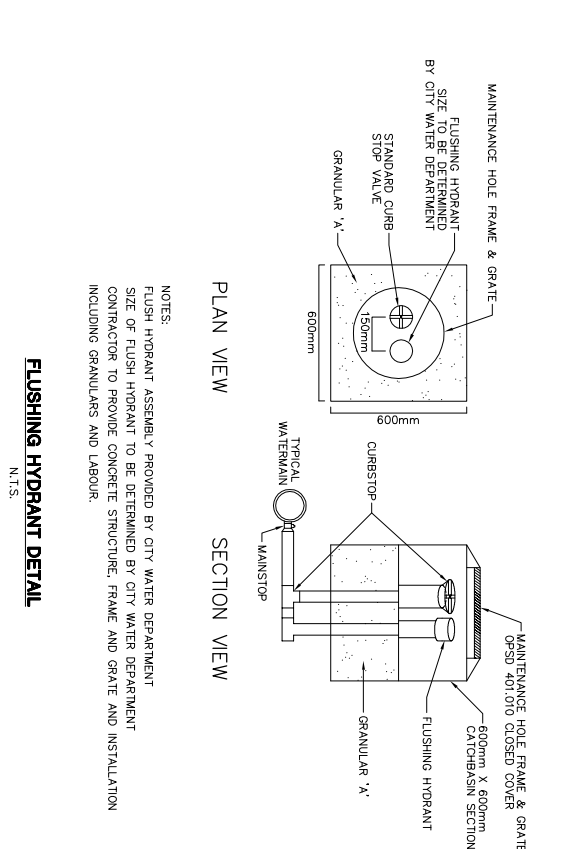
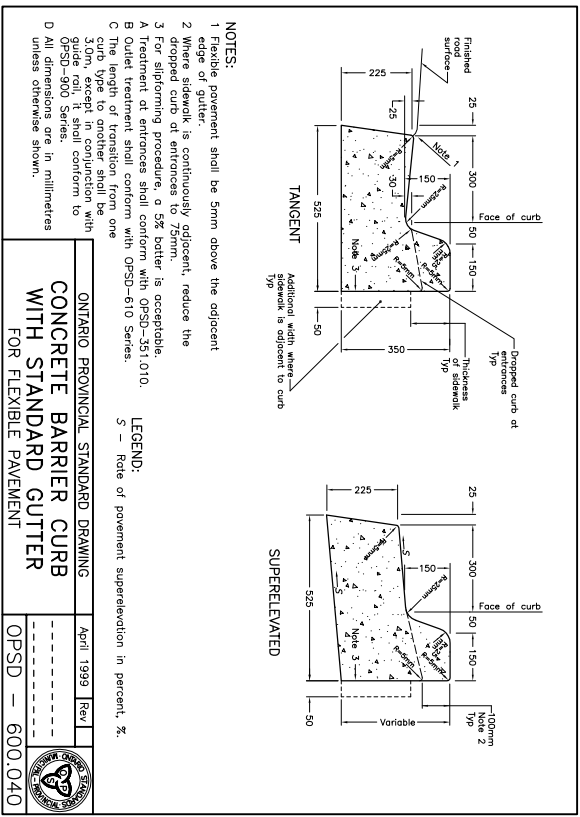


NOTES:
 1. RESTORE ALL DISTURBED AREAS IN ALL ROAD ALLOWANCES TO ORIGINAL CONDITION AND TO THE SATISFACTION OF THE CITY ENGINEER.
 2. WHEN WORKING NEAR ASPHALT WITH EXISTING ASPHALT, THE ASPHALT SHALL BE CONSTRUCTED BACKFILL IN ROADWAY AND DRIVEWAYS AREAS TO RESTORE ROADWAY AS DEFINED BY LIMITS ON THIS DRAWING AND TO THE PAVEMENT STRUCTURE STANDARD.
 3. RECONSTRUCT SIDEWALK AND BOULEVARD AREAS TO RECONSTRUCT EXISTING DRIVEWAYS TO ORIGINAL CONDITIONS.
 4. ALL WORKS SHALL BE CONSTRUCTED TO CURRENT OPSD'S UNLESS OTHERWISE NOTED.
 5. ALL BACKFILL FOR SEWER, WATERMANS AND UTILITIES SHALL BE COMPACTED TO THE PROPER DENSITY ON PROPERLY PREPARED SUBGRADE.
 6. NEW CURB STOPS AND SERVICE BOXES TO BE PLACED ON PROPERTY LINE OR AS CLOSE AS POSSIBLE (TYPICAL).
 7. THE EXACT LOCATION OF SANITARY SEWER SERVICES IS NOT KNOWN. CONTRACTOR TO FIELD LOCATE EXISTING SANITARY PLACES NEW SERVICES ACCORDINGLY TO MAKE CONNECTION. PROVIDE CLEAN OUT AT PROPERTY LINE.
 8. ALL TYPES OF SEWER PIPE SHALL HAVE RUBBER GASKET JOINTS.
 9. SINGLE CATCHBASIN LEADS TO BE 200mm, UNLESS OTHERWISE NOTED.
 10. WHERE WATER SERVICES PASS WITHIN 1.2m OF SHAL, PROVIDE 50mm OF STROGAM SA. CONTRACTOR SHALL PROVIDE 50mm OF STROGAM SA. CONTRACTOR SHALL PROVIDE 50mm OF STROGAM SA.
 11. WHERE WATER SERVICES PASS WITHIN 1.2m OF SHAL, PROVIDE 50mm OF STROGAM SA. CONTRACTOR SHALL PROVIDE 50mm OF STROGAM SA.
 12. WHERE WATER SERVICES PASS WITHIN 1.2m OF SHAL, PROVIDE 50mm OF STROGAM SA. CONTRACTOR SHALL PROVIDE 50mm OF STROGAM SA.
 13. WHERE WATER SERVICES PASS WITHIN 1.2m OF SHAL, PROVIDE 50mm OF STROGAM SA. CONTRACTOR SHALL PROVIDE 50mm OF STROGAM SA.
 14. LOCATIONS OF EXISTING WATER SERVICES AND MANS ARE SHOWN IN THEIR APPROXIMATE LOCATION. VERIFY ON SITE.
 15. WHERE EXISTING WATERMANS ARE SHOWN ON THIS DRAWING, CONTRACTOR TO FIELD LOCATE EXISTING WATERMANS AND REMOVE ONLY WHERE EXPOSED. OTHER AREAS CAP MANS 100mm TO BE PULLED FROM EXPOSED AREAS AND BALANCE TO BE ABANDONED. ALL VALVES AND HYDRANTS ON ABANDONED WATERMANS MUST BE REMOVED.



ONTARIO PROVINCIAL STANDARD DRAWING
CONCRETE BARRIER CURB WITH STANDARD GUTTER FOR FLEXIBLE PAVEMENT
 Date: _____ Rev: _____
 OPSD - 600.040

Queen Sound
Gamsby and Mannerow ENGINEERS

8th ST. WEST, 3rd AVE 'A' AND 3rd AVENUE WEST RECONSTRUCTION

CITY OF OWEN SOUND

DETAILS, NOTES AND STANDARDS

DESIGNED BY: J.B.S. DATE: JUNE 8, 2007 SCALE: N.T.S.

DRAWN BY: K.B. DATE: JUNE 8, 2007 SCALE: N.T.S.

PROJECT NO.: 18-1580

DRAWING NO.: 9

FILED ON: January 26, 2009